

Η συμβολή της Ιατρικής Φυσικής στην προαγωγή της
υγείας και της ακτινοπροστασίας των γυναικών

Γιάννης Δαμηλάκης
Καθηγητής Ιατρικής Φυσικής
Πανεπιστημίου Κρήτης

EFOMP President
IOMP Education and Training Committee Chair

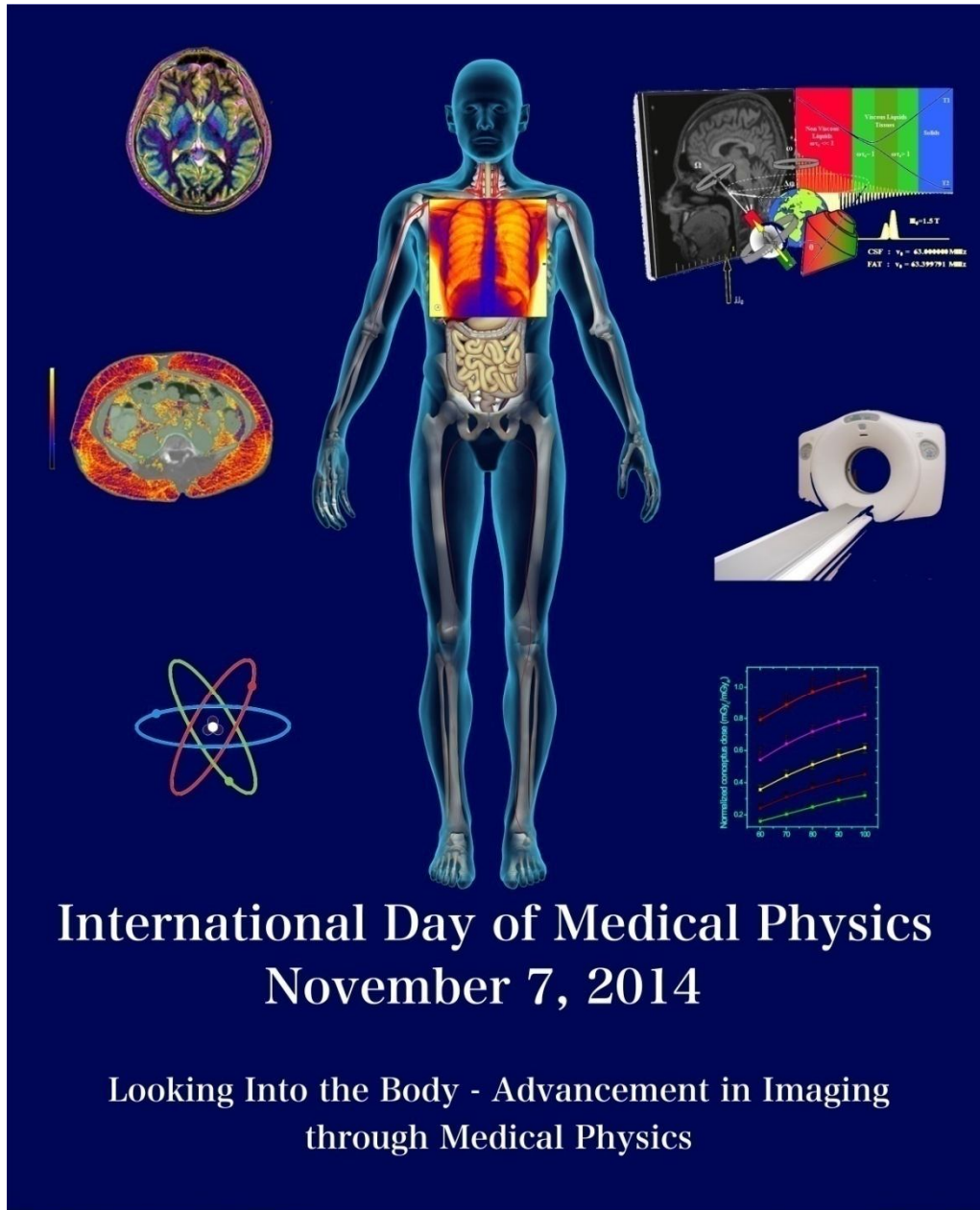




**International Day of Medical Physics
November 7, 2013**

Radiation Exposure from Medical Procedures: Ask the Medical Physicist!






International Day of Medical Physics November 7, 2014


Looking Into the Body - Advancement in Imaging
through Medical Physics






International Organization for Medical Physics

 Like us on Facebook



 @intDayofMedPhys





International Day of Medical Physics
November 7, 2015



 Like us on Facebook

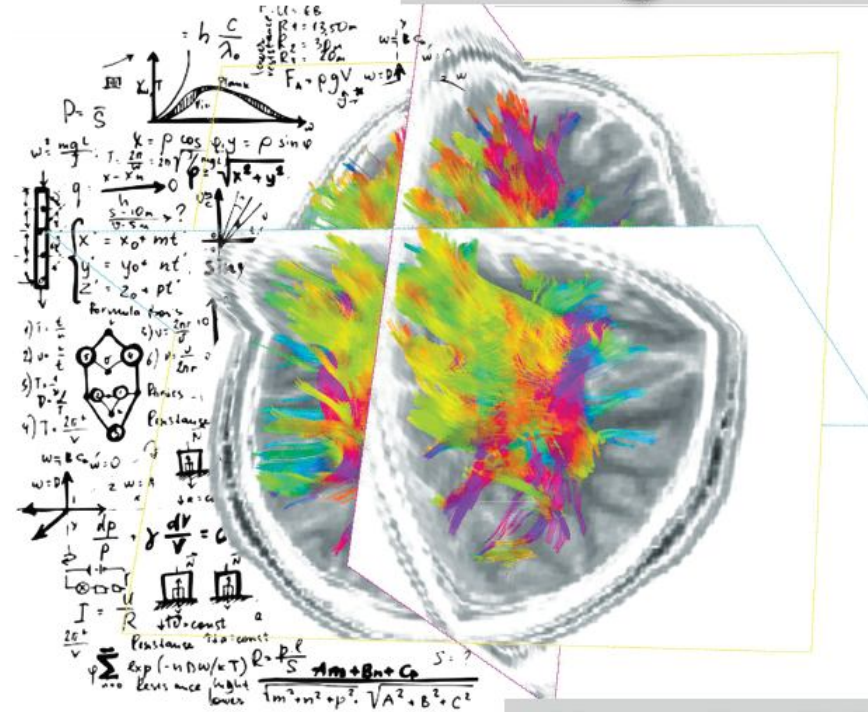


@IntDayofMedPhys



Education in Medical Physics

The Key to Success



November 7, 2016

International Day of Medical Physics

InternationalDayOfMedicalPhysics

@IntDayofMedPhys



International Organization for Medical Physics



Chien Shiung Wu



Rosalyn Yalow



Maria Mayer



Harriet Brooks



Irene Joliot Curie

Medical
X-rays
Quality
Treatment
Radiology
Protection

Radiation
Physics
Research
Safety
Diagnostic

150th Birthday of Marie Skłodowska Curie

<http://www.iomp.org/IOMP-W/>

Medical Physics: Providing a Holistic Approach to Women Patients and Women Staff Safety in Radiation Medicine



7 November 2017
International Day of Medical Physics



Chien Shiung Wu



Rosalyn Yalow



Maria Mayer



Harriet Brooks



Irene Joliot Curie

Ιατρικές
Ακτίνες Χ
Ποιότητα
Θεραπεία
Ακτινολογία
Προστασία

Ακτινοβολία
Φυσική
Έρευνα
Ασφάλεια
Διαγνωστική

150α Γενέθλια της Marie Skłodowska Curie

http://www.iomp.org/IOMP-W

Ιατρική Φυσική: Παρέχοντας ολιστική προσέγγιση στην ιατρική ακτινοπροστασία γυναικών ασθενών και γυναικών μελών προσωπικού



7 Νοεμβρίου 2017
Διεθνής Ημέρα Ιατρικής Φυσικής



1963

Μέθοδος
προσδιορισμού
οστικής πυκνότητας


John Cameron



1965

Charles Gros

Ανάπτυξη μαστογραφικού
συστήματος ακτίνων X



1880



Πιεζοηλεκτρικό
Φαινόμενο

Pierre and Jacques Curie



1960s

**Ανάπτυξη
Υπερηχογραφικών
Μεθόδων**



William Fry



Peter Wells



Harold Jones

1950s

**Εξέλιξη επιταχυντικών
συστημάτων για α/θ**




Εξέλιξη βραχυθεραπείας



1946

NMR

Felix Bloch



Edward Purcell



Peter Mansfield

Paul Lauterbur

1974

**Μαγνητική
Τομογραφία**



Allan MacLeod Cormack


1963

Υπολογιστική
Τομογραφία



1971

Υπολογιστική
Τομογραφία



Godfrey Hounsfield



H. Anger & B. Cassen

1950s

Σπινθηρογραφικά
Συστήματα

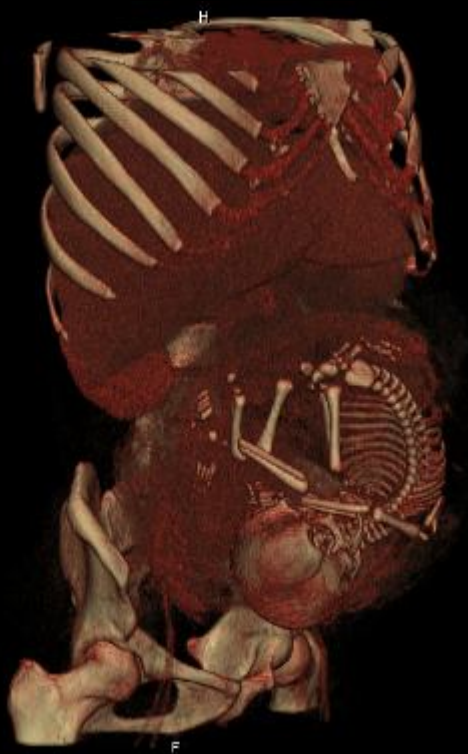


EU BSS Article 83

Member States shall ensure that depending on the medical radiological practice, the medical physics expert takes responsibility for dosimetry, including physical measurements for evaluation of the dose delivered to the patient and other individuals subject to medical exposure, give advice on medical radiological equipment, and contribute in particular to the following:

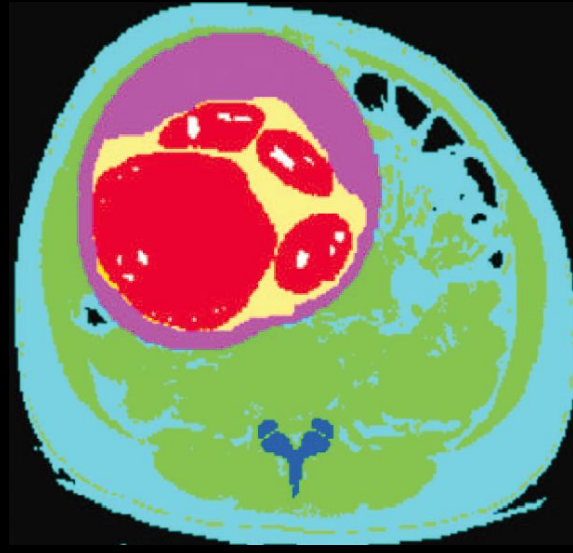
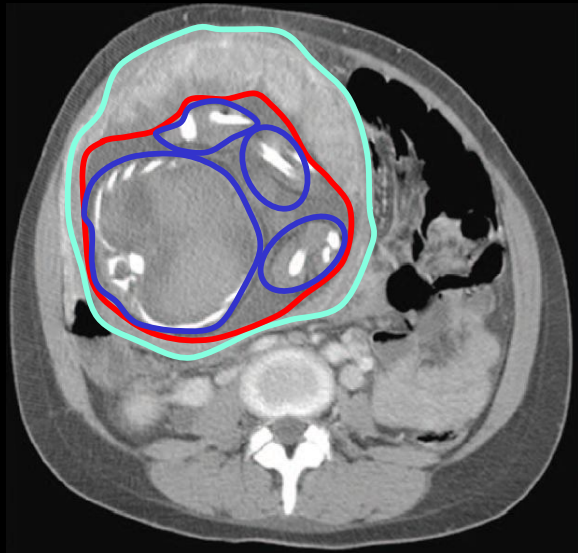
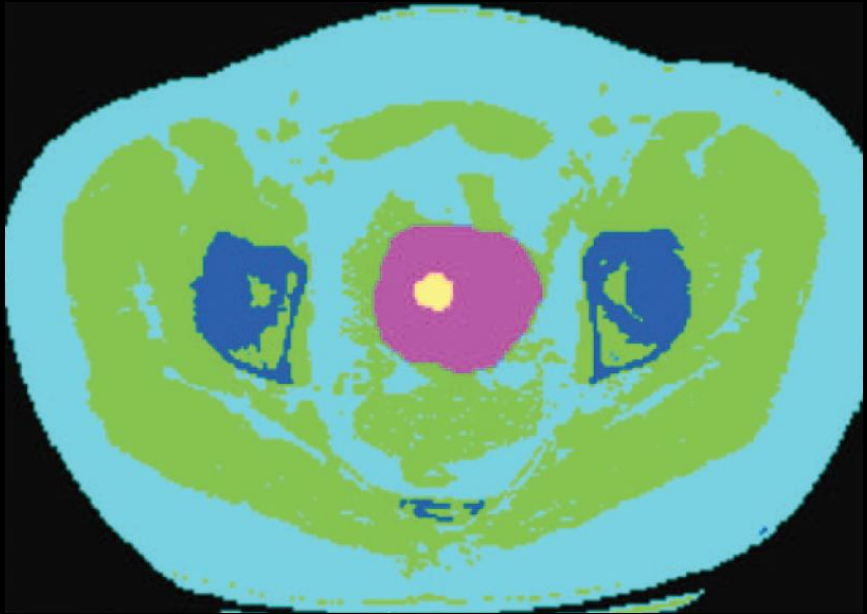
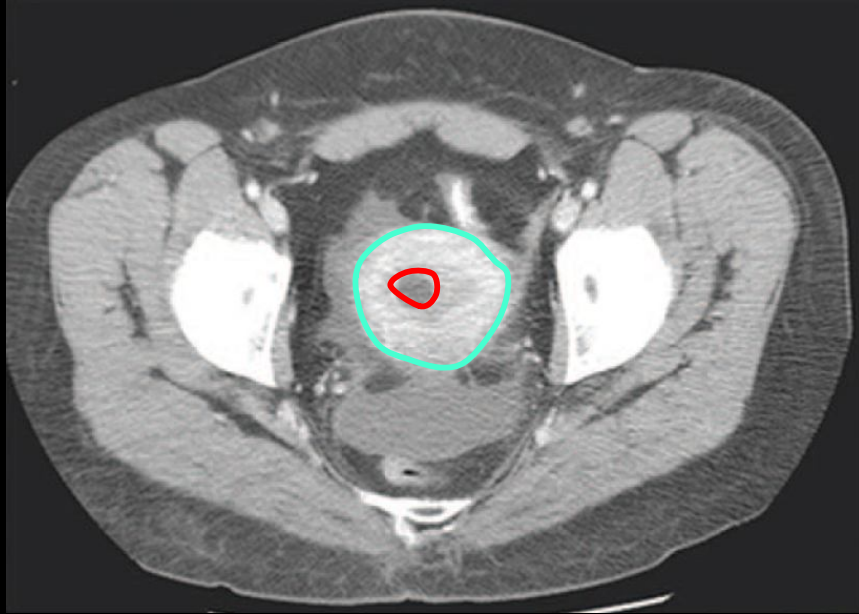
- (a) optimisation of the radiation protection of patients and other individuals subjected to medical exposure, including the application and use of diagnostic reference levels;
- (b) the definition and performance of quality assurance of the medical radiological equipment;
- (c) acceptance testing of medical radiological equipment;
- (d) the preparation of technical specifications for medical radiological equipment and installation design;
- (e) the surveillance of the medical radiological installations;
- (f) the analysis of events involving, or potentially involving, accidental or unintended medical exposures;
- (g) the selection of equipment required to perform radiation protection measurements;
- (h) the training of practitioners and other staff in relevant aspects of radiation protection;

Εγκυμοσύνη και ακτινοβολίες



RIA






Διαχείριση εγκύου εργαζόμενης με ακτινοβολίες



IDMP Theme 2018:

'Medical Physics for patient benefit'





Ευχαριστώ !

